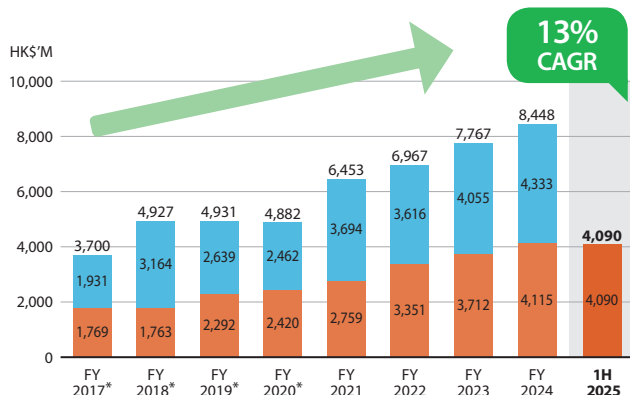


# 9-YEAR ACHIEVEMENTS SINCE LISTING

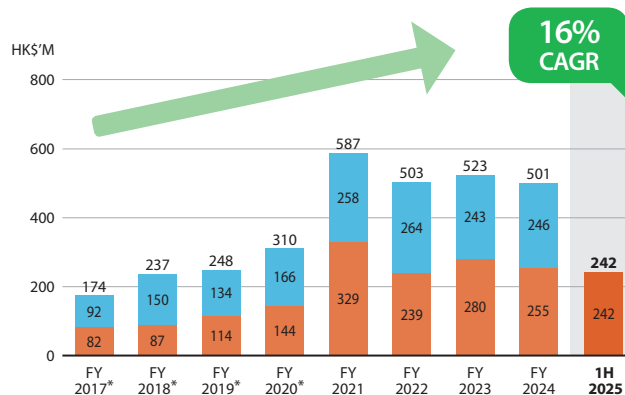
## GROWTH TRENDS

### Revenue



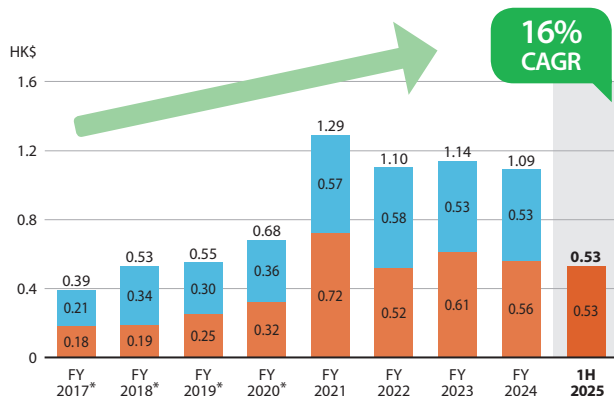
Through organic growth and acquisitions, consolidated revenue grew more than 120% from FY2017 to FY2024.

### Profit Attributable to Shareholders



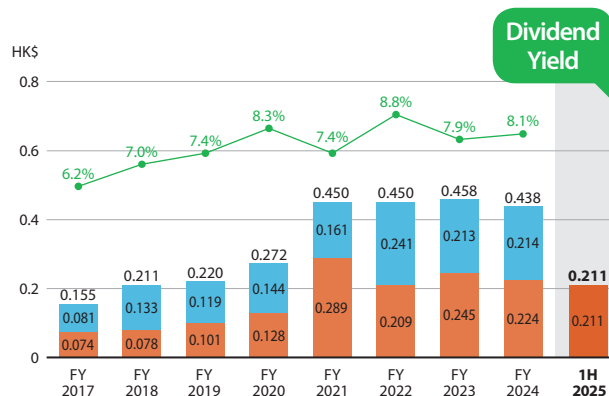
Compared with FY2017, consolidated profit attributable to shareholders for FY2024 increased more than 180%.

### Earnings per Share



Earnings per share surged more than 170% from FY2017 to FY2024.

### Dividends per Share



Compared with FY2017, dividends per share for FY2024 increased more than 180% and was maintained at a stable dividend payout ratio of about 40%.


First half Second half


\* Reported figures per respective year's published annual results excluding subsequent restatements caused by business acquisitions.

## 9-YEAR ACHIEVEMENTS SINCE LISTING

### OPERATIONAL PERFORMANCE

**PROPERTY  
& FACILITY  
MANAGEMENT  
SERVICES**





**New and Renewed Contracts  
in 1H2025\***

**14** Contracts  
**HK\$1,218** million

**Remaining Works  
at 31 December 2024**

**HK\$1,911** million

**CITY  
ESSENTIAL  
SERVICES**





**New and Renewed Contracts  
in 1H2025\***

**169** Contracts  
**HK\$1,938** million

**Remaining Works  
at 31 December 2024**

**HK\$6,798** million

**E&M  
SERVICES**





**New and Renewed Contracts  
in 1H2025\***

**28** Contracts  
**HK\$1,193** million

**Remaining Works  
at 31 December 2024**

**HK\$5,946** million

\* With net contract sum not less than HK\$1 million for each contract.

### ENVIRONMENTAL, SOCIAL AND GOVERNANCE

**Loyal and Sizeable Workforce**

(As at 31 December 2024)

**Number of Staff**


**25,753**

(1,662 as at 30 June 2016)


**Environmental Targets**

(FY2025 vs FY2024)


**Fuel Consumption**

 **1.0%**

**Electricity Consumption**

 **1.5%**

**Paper Procured**

 **8.0%**

**People Development and Corporate Social Responsibility**

(Six months ended 31 December 2024)

**Total Training Hours  
Attended by Staff**

**117,226**

**Total Volunteer  
Service Hours**

**11,815**

**Number of Volunteers**

**1,546**

# 9-YEAR ACHIEVEMENTS SINCE LISTING

## MARKET POSITIONING



Note 1: Excluding developers' management companies

Source: Frost & Sullivan, September 2024

# 9-YEAR ACHIEVEMENTS SINCE LISTING

## MEGA EVENTS CLIENTS

During July 2024 to December 2024, there were more than 110 mega events conducted in Hong Kong. Our Group's systems security, guarding & event services division provided services for roughly half of these events. Below are some highlights:

<b>Jul</b> 2024	<b>Hong Kong Sports and Leisure Expo</b>  <b>Ani-Com &amp; Games Hong Kong 2024</b>	<b>Aug</b> 2024	<b>Food Expo PRO</b>  <b>Hong Kong Computer &amp; Communications Festival</b>
<b>Sep</b> 2024	<b>Philanthropy for Better Cities Forum</b>  <b>Jewellery &amp; Gem WORLD Hong Kong</b>	<b>Oct</b> 2024	<b>Global Sources Consumer Electronics &amp; Electronic Components Show</b>  <b>Fine Art Asia</b>
<b>Nov</b> 2024	<b>Hong Kong WinterFest – Christmas Town</b>  <b>Super Terminal Expo</b>	<b>Dec</b> 2024	<b>DesignInspire</b>  <b>LONGINES International Jockeys' Championship</b>